


2015

Believe



PARENT GUIDE

© The National Bible Bee • BibleBee.org



National Bible Bee Study Guide
Copyright 2015 National Bible Bee

All rights reserved. No part of this study guide may be reproduced or transmitted in any form or by any means, electronic, mechanical, photocopying, recording, or otherwise, except as may be expressly permitted in writing by The National Bible Bee or by U.S.A. copyright law.


Scripture quotations identified KJV are taken from the King James Version.

Scripture quotations identified NKJV are taken from the New King James Version®.
Copyright © 1982 by Thomas Nelson. Used by permission. All rights reserved.

Scripture quotations identified NASB are taken from the New American Standard Bible®,
Copyright © 1960, 1962, 1963, 1968, 1971, 1972, 1973, 1975, 1977, 1995
by The Lockman Foundation. Used by permission. All rights reserved. (www.Lockman.org)

Scripture quotations identified ESV are taken from the ESV® Bible (The Holy Bible, English Standard Version®), copyright © 2001 by Crossway, a publishing ministry of Good News Publishers.
Used by permission. All rights reserved.

For more information about resources for studying the Bible together as a family,
or to order additional copies of this resource, visit www.biblebee.org.



We have many parents across the country who use the Senior Level Bible Bee Study Guide. We would like to encourage you to do the same. May God bless your family in the study of God's Word.

WEEK 2/JOHN 2

To begin your family discussion time be sure to open in prayer with Ephesians 1:16-23. Pray and ask the Lord to open the eyes of your heart so that you may know Him better. You could also start off by singing songs of praise to God either about the topics that you learned this week or just as a praise to Him.

Possible options include:

- *Open My Eyes That I May See* (Hymn by Clara Scott)
- *Take My Life and Let it Be* (Hymn by Frances Havergal)
- *Our God* (by Chris Tomlin)

Review Questions:

Wading In:

What were some of the key words in the study and what were the meanings discussed?


Possible answers for discussion could be:

- Author:
- Signs/Miracles
- Passover
- Temple/House
- Pharisees
- Authority
- Hour

What are some of the things that you put on your **JESUS**, **TESTIFY**, and **BELIEVE** lists?

Possible answers from John 2 or your cross-references could be:

- Jesus:
 - Operating on His Father's time table (John 2:4).
 - Turned water into wine (John 2:9).
 - Performed signs that manifested His glory (John 2:10).
 - Had zeal for His Father's house (John 2:17).
 - Did not entrust Himself to others (John 2:24).
 - Knows what is within man (John 2:25).
 - Faithful High Priest (Hebrews 2:17).
 - Knew that He would die and be raised on the third day (Matthew 16:21).



- Testify:
 - John testified about Jesus and His work by recording them in this book (John 2:22).
 - John testified that Jesus fulfilled the Old Testament Scriptures (John 2:22).
 - Paul testified that salvation was a free gift of God (Romans 3:24).
- Believe:
 - The signs caused the disciples to believe Him (John 2:11).
 - The Jews did not believe or understand what Jesus was saying about His body and destroying the temple (John 2:20).
 - The disciples believed the Scriptures as they reflected on what Jesus had spoken about this event and how He fulfilled Scripture and the words He had spoken (John 2:22).
 - Many believed in Jesus because of the signs that He did (John 2:23).
 - Jesus did not entrust Himself to the people nor believe in the people's belief about Him (John 2:24).
 - Peter wanted us to believe that Jesus was the one Savior, who was foreordained before the world, so that we could have faith and hope for salvation in Him (1 Peter 1:19-21).

What were the two main subjects in this chapter? *(Students will probably share the summary titles that they wrote down on Day 1-Look-Wading In or Day 5-Learn-Diving In so answers may vary).*


- 2:1-12 - The Wedding in Cana
- 2:13-25 - Jesus Cleanses the Temple and the Following Discussion

What were your two memory passages? *Have each family member try and remember their verses from memory. Have another family member check them as they recite.*

- John 2:19-22
- John 20:30-31

From our cross-reference studies this week, how do each of these items represent Christ? *Try and remember before looking up the answer.*

- Passover Lamb (*Day 1-Learn-Diving In*) - Jesus is the Passover Lamb which allows God's wrath to pass over us if we believe in Him as our Savior (1 Peter 1:19-21).
- High Priest (*Day 3-Learn-Wading In*) - Jesus is the Great High Priest who offered one sacrifice of sin rather than the High Priest offering sacrifices each day (Hebrews 10:12-14).
- Temple (*Day 4-Look-Wading In*) - Jesus' body represented the temple (John 2:19-21).



Diving In:


The jars used in John 2:6 were jars for ceremonial cleansing. In John 2:15-17 we see Jesus cleansing the temple of those who were defiling His Father's house with their actions. Discuss the difference between physical cleansing, spiritual cleansing, and ceremonial cleansing. Possible study tools could be:

- Cross-reference these words/concepts to find what the Bible says about them. To get you started you could look up and cross-reference these verses: Mark 7:2-3, Matthew 23:25-26, Leviticus 14:1-2. Remember to look at the chapters and context of the passage to get the full meaning.
- Look up these words/concepts in a Bible dictionary to see what it says.
- Look up a basic, trusted commentary like Matthew Henry to see what he says about this chapter.

Just as Jesus cleared the temple because the people were not acting in the Lord's will, consider what needs cleansing in your life? Maybe you need to repent of a bad attitude, wrong words, or media that is not pleasing to the Lord. We want to make sure that our temple (our bodies) are available to be used for His service. Read 1 John 1:9. Obeying God is not something that we can do on our own. We need His power and strength. Read Hebrews 13:5-6. Take a moment to pray and ask God to help you to walk in His light and to search your heart for anything that needs cleansing in your life. May you prayerfully walk in obedience, empowered by the Holy Spirit.

It is obvious that Jesus operated on His Father's time table. He knew that His Father knew best and He wanted to be sure to act in His will. Think about how you can act within God's time table. Maybe there is a difficult decision you are facing or you are experiencing a challenging situation. Here are some suggestions about what you could pray:

- Peace while you wait.
- Faith that He is going to answer and show you His way.
...Lord, I believe; help thou mine unbelief. Mark 9:24 KJV
- Obedience in the things that you already know you should be doing.
- Faithfulness in obeying and seeking His will.



Family Activity:

Water into Wine

While you are discussing this week's study you could drink a grape smoothie, grape juice, or have "water turned into wine." You can create this fun example of water into wine by putting one drop of red food coloring in your cup and then pouring water into the cup. The water being poured into the cup will be clear but as soon as it mixes with the food coloring it will turn red. You could talk about how this illustration is just pretend because we don't have the power to turn water into wine because only Jesus has that power. If you think that it is necessary to discuss with your family about the purpose of wine in this story feel free to talk with them during your family time as you see fit. For example you might find it appropriate to talk with your family about the fact that the wine was most likely fermented grapes diluted in water, not alcohol like we have today, or the fact that Jesus was not approving excessive drinking or getting drunk. If you need information to share about the Biblical use of wine you can use a Bible dictionary like Easton's.

¹http://www.blueletterbible.org/Comm/mhc/Jhn/Jhn_002.cfm?a=999001


²<http://www.blueletterbible.org/search/Dictionary/viewTopic.cfm?topic=ET0003816>

That's a lot of water

Help your family see how much water was in the jars that Jesus turned into wine through this illustration. Most distilled water and milk jugs are 1 gallon each. Go to the store and look in the distilled water or milk jug section. Have your child count out 20-30 of these jugs, if possible, and consider how much water that would be and then have them imagine in their mind how those 20-30 gallons were multiplied by 6 to equal the amount of water turned into wine! If there are not enough jugs to illustrate this principle or you would like to use one that you already have at home, just help the child to envision the great amount of water that 6, 20-30 gallon jars of water represents.

Another way to do this is after your child takes a bath have them pour the water into empty distilled water or milk jugs and then have them imagine the multiplied amount of water to equal the 120-180 gallons of water that Jesus turned into wine. Based on your measurements, how many bathtubs of water did Jesus turn into wine?

This miracle was not magic or a coincidence. It was a miracle that only He could do! During this illustration your family could talk about how many times the servants might have had to go to the water source (like a well) to fill the jars. That was a big task; even though they did not understand why they were obeying or what Jesus was going to do, they completely obeyed Him and filled the jars to the brim. Filling the jars to the brim was a picture that Christ is the only one that is able to fill us completely with His joy, which is explained more in John (we will focus more on this in John 3). Have your family consider this possibility and discuss the importance of completely obeying God even though we may not understand what He is doing or why.



God's Secret Service Agent

Not many people knew that Jesus was the one who turned the water into wine. Jesus did this act to manifest His glory. Put everyone's name in your family into a hat. Have each member draw a name. This coming week do a kind act for that person whom you drew every day. Do not let them know who did it if you can because this act is to glorify God not yourself. Possible suggestions could be doing a family member's chore, leaving them an encouraging note, or making them something special.

Prayer

When Mary came to Jesus in John 2:3 she simply told Him that ...*[t]hey have no wine*. Jesus did not tell her that her request was too simple or that she should come back later with her problem. Mary came and presented her problem to Jesus with patience and faith. Mary had patience, in that she did not give Christ a deadline to act, but trusted that He would act in His good timing. She told the servants to be ready to act whenever He gave the command (see John 2:5). God wants us to come to Him in faith (see James 1:5-6). He is a good Father and will ...*give good things to them that ask Him (Matthew 7:7-11) NASB*.

Close your time in prayer today. Remember that you can come to God and simply present your requests to Him and He will hear and answer you (see Philippians 4:6-7). Also take to heart that Jesus, as the High Priest is interceding for you before the Father (see Hebrews 7:24-25). Suggestions for your prayer time could include the P-R-A-Y model, your memory verses, praising Him for the things on your *JESUS* list, asking for help to apply what you learned, some of the prayer topics covered in this week's Parent Guide, or anything else that you learned this week.