


2015

# Believe



## PARENT GUIDE

© The National Bible Bee • BibleBee.org



National Bible Bee Study Guide  
Copyright 2015 National Bible Bee

All rights reserved. No part of this study guide may be reproduced or transmitted in any form or by any means, electronic, mechanical, photocopying, recording, or otherwise, except as may be expressly permitted in writing by The National Bible Bee or by U.S.A. copyright law.


Scripture quotations identified KJV are taken from the King James Version.

Scripture quotations identified NKJV are taken from the New King James Version®.  
Copyright © 1982 by Thomas Nelson. Used by permission. All rights reserved.

Scripture quotations identified NASB are taken from the New American Standard Bible®,  
Copyright © 1960, 1962, 1963, 1968, 1971, 1972, 1973, 1975, 1977, 1995  
by The Lockman Foundation. Used by permission. All rights reserved. ([www.Lockman.org](http://www.Lockman.org))

Scripture quotations identified ESV are taken from the ESV® Bible (The Holy Bible, English Standard Version®), copyright © 2001 by Crossway, a publishing ministry of Good News Publishers.  
Used by permission. All rights reserved.

For more information about resources for studying the Bible together as a family,  
or to order additional copies of this resource, visit [www.biblebee.org](http://www.biblebee.org).



We have many parents across the country who use the *Senior Level Bible Bee Study Guide*. We would like to encourage you to do the same to familiarize yourself with the concepts being taught throughout the week. Many of the references in this Parent Guide are based on the *Senior* level study, but also provide a broad overview for you as a parent regardless of what level your child might be doing. May God bless your family in the study of God's Word.

## WEEK 4/JOHN 4

Begin your family discussion time in praise to the Lord using Psalm 111. Ask Him to bless your time together and give you insights into His Word. You could also start off by singing songs of praise to God either about the topics that you learned this week or just as a praise to Him. Possible options include:

- *Rescue the Perishing* (Hymn by Fanny Crosby)
- *Bringing in the Sheaves* (Hymn by Knowles Shaw)
- *Lord of the Living Harvest* (Hymn by John Samuel Bewley Monsell)

### Review Questions:

Try and remember the answers before looking them up in the study.

### Wading In:

1. What were some of the key words in the study and what were the meanings discussed?


*Possible answers for discussion could be:*

- Spirit
- Truth
- Water
- Worship
- Harvest
- Eternal life

2. What are some of the things that you put on your **JESUS**, **TESTIFY**, and **BELIEVE** lists?

*Possible answers from John 4 or your cross-references could be:*

- Jesus:
  - Demonstrated his humanity by being weary, hungry, and thirsty (John 4:6, 7-8, 31).
  - Knows all (John 4:16-19).
  - Gives living water (John 4:10, 13-14)



- Is the Messiah/Christ (John 4:25-26).
- His food is to do His Father's work (John 4:34).
- Not accepted in His hometown (Matthew 13:53-58).
- Prayed that the cup of suffering would be removed from Him, but willingly submitted to the Father's will (Luke 22:41-44).

- Testify:

- Jesus testified to being the Christ (John 4:26).
- People of Samaria initially believed in Jesus because of the woman's testimony (John 4:39).
- Jesus testified that a prophet has no honor in His hometown (John 4:44).
- His works testify that the Father has sent Him (John 5:36).

- Believe


- The Samaritan people believed in Jesus (John 4:39, 41-42).
- The official believed that Jesus healed his son from afar (John 4:50).
- The official and his household believed in Jesus (John 4: 53).
- Living water will flow out from those who believe in Jesus (John 7:37-38).
- Those who believe in Jesus often lead their whole families/households to believe as well (Acts 18:8).

3. What were the three main subjects in this chapter? *(Students will probably share the summary titles that they wrote down on Day 1-Look-Wading In or Day 5-Learn-Diving In so answers may vary).*

- John 4:1-26 - Jesus and the Samaritan woman
- John 4:27-45 - Jesus and the Harvest
- John 4:46-54 - Jesus and the Official

4. What were your two memory passages? *Have each family member try and remember their verses from memory. Have another family member check them as they recite.*

- John 4:41-42
- Isaiah 12:2-5



## Diving In:

1. Discuss what you learned during your Greek studies and the words you looked up in your Bible dictionary. Possible discussion words include:

- Greek Words
  - Truth (*Day 2 – Learn - Diving In*)
  - Word (*Day 3 – Learn - Diving In*)
  - World (*Day 3 – Learn - Diving In*)
  - Savior (*Day 4 – Look - Diving In*)
  - Faith (*Day 4 – Learn - Diving In*)
- Dictionary Words
  - Samaria (*Day 1 – Learn - Diving In*)
  - Jacob’s Well (*Day 1 – Learn - Diving In*)
  - Samaritans (*Day 2 – Look - Diving In*)


2. Look at the main characters in this lesson. What caused them to believe?

- The Samaritan woman: *His knowledge and what He offered (v. 10 and 29).*
- The Samaritan people: *Her testimony (v. 39) and His words (v. 41).*
- The disciples: *Scripture’s testimony & Jesus’ words (John 2:20-22).*
- The official: *Jesus’ words (v. 50).*
- The official and his household: *Jesus’ healing (v. 53).*
- What about you? Do you believe those who testify of Jesus and believe His words as written in Scripture? Discuss some of the important truths that you should believe about Jesus.

Resources for strengthening your faith include:

- (Senior) *I Don’t have Enough Faith to be an Atheist* by Frank Turek and Norman Geisler; *The Case for Christ* and *The Case for Faith* by Lee Strobel.
- (Junior) *How do You Know the Bible is from... God?* by Kyle Butt and the *What We Believe* series by Apologia Press and Summit Ministries.
- (Primary and Splashers) *The Answers Book for Kids* and *Big Thoughts for Little Thinkers* by Answers in Genesis.

3. The official began with a crisis of faith but ended with a confident faith in Jesus. This was brought about through suffering. Suffering is not always pleasant, but God can use it to strengthen our faith and in the end bring about good things in our life. Are you experiencing suffering right now in some area of your life? Take it to Jesus. Look at how He is working in your life through the suffering to move you from a crisis of faith to having a confident faith. He may be working in a way that you had not thought about before or in a way in which you’d never imagine.



## Family Activity:

### Like Water Through a Sieve

How is your child coming with their memory verses? Are they feeling a little discouraged? Maybe they can't quite remember them word perfect or are forgetting the addresses that go along with the verses. Do this illustration and share this story with them to encourage them.


**Illustration:** Buy some fruits or vegetables that intentionally need washing before eating. While washing the food, talk together about how the food gets cleaner and becomes fit to eat as the water runs over the item. Compare this to our mind which needs to be cleansed daily. If we take in impure thoughts and lies through the wrong desires of our mind, will, and emotions, we will begin to make wrong decisions. We need God's Word to expose the impurities and cleanse us so that we are a clean vessel. Remember HE KNOWS EVERYTHING and IS ALL-POWERFUL so He can change us like He changed water into wine (chapter 2) or how He changed the crippled man to walk again (chapter 5).

### Story:

*A boy said to his father, "Dad, I have my quiet time each morning. I read some verses from my Bible and I think about them, but later I can't remember what I read. My head is just like a sieve. It's a waste of time." His father asked him to get a sieve and then he asked him to fill it with water. The boy tried to do so but couldn't. "You can't do it", said his father, "The water is just running through it. But look at how clean the sieve is." (Ephesians 5 v26). If you have trusted the Lord Jesus as your Saviour make sure you have your Quiet Time every day. You need it and even if you don't remember the verses you have read they will help to keep you clean – just as the water cleans the sieve. That's what ... [God's Word] tells us, "Your Word have I hidden in my heart that I might not sin against You" [Psalm 119:11] (Doherty, Sam.*

*"Growth - The Plan of God; Lesson 9; Christian Children Need To Eat." Child Evangelism Fellowship - Specialized Book Ministry. Child Evangelism Fellowship, n.d. Web. 2 July 2015. <http://www.celfbookministry.com/powerpoints/Lessons%201-10%20pdf%20files/Lesson%209.pdf>*

**Prayer:** Dear God, Your words are a testimony to the *TRUTH*. Help me to remember all I am reading and learning from your words and the testimony of others who were with you while you were on this earth. You know and have the power to clean out lies that I have believed. As I read and memorize your Word each day, clean out my mind and help me know the *truth* and live according to the *truth*. Amen.



## Hymn Sing

As a family, have a time to worship the Lord in spirit and in truth through prayer, reading or reciting God's Word, and singing songs to Him. You might even like to invite other families to join you so that you can worship the Lord together. During this time talk about what it means to worship the Lord in spirit and in truth and also what is not honoring to the Lord in worship. Worshipping in spirit and in truth not only incorporates what we say when we worship, but also our heart attitude. When we worship the Lord we should not worship solely in a way that makes us feel good, but we should seek to honor the Lord and worship Him according to His desires.


## Did He? Or Didn't He?

Purpose: To teach the principle that Jesus knows everything. Jesus knows our name and cares for us, just as He cared for the woman at the well. In addition, just as Jesus knew whether or not the woman at the well was telling the truth, Jesus knows whether or not we are telling the truth.

1. Each family member writes down five statements on a piece of paper. These statements can be true or false. Statements might include favorite colors, favorite animals, places a person has or hasn't been, or things that person enjoys doing.
2. Each person is given a YES card and a NO card. The template is at the end of this Parent Guide.
3. The oldest child goes first by reading one of their statements that they wrote down.
4. After the child reads the statement, one of the parents leads the family in repeating this phrase: *"Did he (or she) or didn't he (or she)? JESUS KNOWS!"*
5. Immediately after that everyone holds up either the YES or NO card depending on whether or not each person thinks the person is telling the truth.
6. While each person's card is in the air, the person who said the statement at the beginning of his (or her) turn says *"YES, it is true and Jesus always knows"* or *"No, it isn't true and Jesus always knows."*
7. Each person that had the correct answer gets 20 points. If the person who made the statement forgets to say, *"and Jesus always knows"* they lose 20 points.
8. The play continues to the left of whoever went first. The game is complete when everyone has had a turn to read all of their statements.

## Drawing Water from a Well

Make a well out of a big box. Set a clean bucket or a container with water in it inside the "well." Use a long handled dipper to get water out of the "well" to fill your cups.



## For Further Research

Learn more about the subjects talked about in John 4.

- **Wells:** <http://www.wellowner.org/basics/>
- **Springs:** Contact your local conservation department, local university extension office, or local farmers to see if there are any natural springs that you can visit.
- **Sowing, reaping, and harvesting:** Visit a local farm and ask questions of the farmer about sowing, reaping, and harvesting. You could also visit a county fair or farmer's market to learn more about these principles. Or you could make a mini-garden in some pots, a box, or garden plot. Use this experience to talk about the natural process of harvesting and the spiritual process of harvesting.

## Thank You!

Many people play an important role in a person's spiritual journey whether that's preparing the soil, reaping, or harvesting. Have your family think about these two questions either collectively or individually:

- Has there been someone in your life that has really benefited your spiritual walk? Maybe it is your parents, a friend, Sunday School teacher, older sibling, coach, or grandparents. Thank that person this week for the influence they have had in your life. You could write them a card, send a text, call them on the phone, visit them, take them out to eat or fix them a meal.
- Second, think about who you are investing in. Make a purposeful action to invest in someone's life this week or this month. Suggestions include praying with someone, doing a devotional with someone for an extended amount of time, teaching a Sunday school, or sharing the Gospel with someone.

## God's Secret Service Agent: Mission 3


The woman at the well went and told others about Jesus and that He was the Christ. What are you doing to tell others about Jesus? This week, testify to one person what Jesus has done for you regarding your salvation and invite them to trust in Jesus as their Savior. If you would like training or tools to complete your mission, look back at the *Parent Guide Week 1, Family Discussion* section, "Be like John the Baptist."

## Prayer

End your family devotion time in prayer based on the things that you discussed during your family activity. Below are some suggestions based on the P-R-A-Y model:

- Praise Him that He is the Savior of the world.
- Praise the Lord for those who have sown in your life.
- Use Psalm 139:23-24 to ask God to search your heart of anything you might need to repent of.
- Ask the Lord to increase your faith in Him.
- Ask the Lord to show you how you can invest in the life of someone else.
- Yield yourself to Him so that you may worship the Lord in spirit and in truth.





## Did He? Or Didn't He? Game Template

<b>Yes</b>	<b>Yes</b>	<b>Yes</b>
<b>No</b>	<b>No</b>	<b>No</b>
<b>Scorecard:</b>	<b>Scorecard:</b>	<b>Scorecard:</b>
<b>Scorecard:</b>	<b>Scorecard:</b>	<b>Scorecard:</b>