


Lesson 1 –

HE SAID, SHE SAID?
BIBLICAL AUTHORITY IS
MORE THAN HEARSAY

©NETworkers TEC – www.networkersec.com

Jesus Loves Me



What is the Bible?

1. A **biography**
2. **Special/Specific** revelation



3. “...A **reliable** collection of [66] historical documents written down by eyewitnesses during the lifetime of other eyewitnesses. They reported supernatural events that took place in fulfillment of specific prophecies and claimed that their writings are divine rather than human in origin.” ~Voddie Baucham

4. The Bible...

- 40 different authors
- Over a period of 1,500 years
- 3 different continents
- 3 different languages
- Tells the **same narrative**, without contradiction




5. Truth

- A. **Truth exists.**
- B. **God exists.**
- C. **Jesus is the Savior.**
- D. **The Bible is God’s Word.**



How do you know that the Bible is God's Word?

1. The Bible tells me so.



1. The Bible Tells Me So

“All Scripture is breathed out by God and profitable for teaching, for reproof, for correction, and for training in righteousness.”

(2 Timothy 3:16 – *bold and emphasis mine*)

The concept of God *breathing out* the Scripture is also called the doctrine of inspiration. While our English word “inspiration” often denotes the idea of breathing into something, the Greek word used in this verse carries the idea of God *breathing OUT* something; this means that the Bible is a *result* from God.

1. The Bible Tells Me So

- **The Old Testament**

(Luke 24:45, Luke 4:21)


- **The New Testament** (1 Timothy 5:18, 2 Peter 3:16)

“[God-breathed inspiration of the Scripture] is not something theologians have forced on the Bible. Rather it is a teaching of the Bible itself, a conclusion derived from the data contained in it.”

~ *Basic Theology* by Charles Ryrie

2. The Authors Said So

- **Prophets** – Jer 1:2, Ez 1:3
- **Paul** – 1 Cor 2:13, 1 Thess 2:13
- **Peter** – 2 Pet 1:16-21
- **John** – Rev 1:1



3. Miracles

A miracle is like a *seal*, in that it is a *sign* from God to man that the message being delivered is from God.



How do you know that the Bible is God's Word?

1. The Bible says so.
2. The Authors say so.
3. Miracles.
4. The Canon of Scripture is the **Recognized** and Acknowledged Word of God.

The Bible is God's Authoritative Word

Testimony to the legitimacy of the books of the Bible being God's Word:

- Eyewitness Testimony
- Archeological Testimony
- Historical Testimony
- Church Acceptance
- Chain of Custody
- Early Testimony
- Councils



Why can you Trust the Bible's Testimony to be God's Word?



1. **Jesus' testimony**
 - a. Old Testament

"In fact, on ninety-two occasions Jesus and his apostles support their position by saying 'it is written' (or the equivalent) and then quoted the Old Testament. Why? Because Jesus and his apostles considered the Old Testament Scriptures to be the written Word of God, and thus the ultimate authority for life."

-I Don't Have Enough Faith to be an Atheist by Norman Geisler and Frank Turek

Why can you Trust the Bible's Testimony to be God's Word?



1. **Jesus' testimony**
 - a. Old Testament
 - b. New Testament

Why can you Trust the Bible's Testimony to be God's Word?

- Jesus' testimony.**

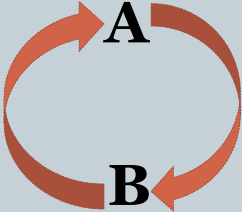
- If Jesus, who is God, teaches something then it is true (*because God cannot lie*).
- Jesus taught that the Bible is God's Word.
- Therefore, it is true that the Bible is the Word of God.

Why can you Trust the Bible's Testimony to be God's Word?



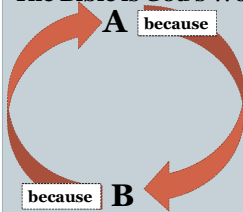
- Jesus' testimony**
- God's Character**
- Self-Authentication**

Circular Reasoning



Circular Reasoning =
A proves B,
but you depend on B
to prove A.

Biblical Circular Reasoning?



The Bible is God's Word.
A because
B because
 God said so in the Bible.

Circular Reasoning =
 The Bible is God's Word,
 because God said so in
 the Bible. We trust that
 God said so because the
 Bible is God's Word.

Circular Reasoning

- Circular reasoning is still valid.**
- The validity of God's Word is backed with evidence.**
- Self-Authentication is a valid authority.**

Why did God give us the Bible?

"All Scripture is breathed out by God and profitable for *teaching*, for *reproof*, for *correction*, and for *training in righteousness*, that the man of God may be complete, equipped for every good work."
 2 Timothy 3:16-17 (*Bold and emphasis mine*)

The Bible is God's Word

Accuracy [of text and transmission] demonstrates it.
 Unity [of message] supports it .
 Thinking minds endorse it.
 Human nature requires it.
 Our Savior taught it.
 Revelation [prophecy] confirms it.
 It's own claim demands it.
 The character of God secures it.
 Your personal experience/testimony illustrates it.

Scripture Under Scrutiny - AiG



Two Keys



Authority and motivation are two keys to getting the job done!

Thought Box

- How do we know that the Bible is God's Word?
- How does the authority of the Bible make a difference?



Lesson 2

The Biblical Basis for Child Evangelism



©NETworkers TEC – www.networkerstec.com

Gospel Passages

1. Matthew 18:1-14
 - a. V2 - **Child** = *paidion*. “Implies a younger child (perhaps seven years old or younger).”
 - b. V5-6a - **Believe** = *pisteuo* (same as John 3:16)
 - c. V14 – **Perish** = the same as John 3:16
2. Mark 10:13-16

Epistle Passages

1. Ephesians and Colossians
 - a. Paul addresses his book to “saints”
 - b. In the book, Paul gives specific instructions to children.
2. Titus 1:6



Philosophical Worldviews

1. Children are unimportant compared to adults
2. Good teaching ought to do it
3. The age of accountability
4. Safe under the covenant
5. Baptism saves
6. Good little boys and girls
7. Not my job



Why Should We Evangelize Children?

1. Spiritual Condition
2. Their Hearts are Open to Believing
3. There is an Urgency because the Window is Closing

“By the age of 13 a child’s spiritual identity is largely set in place. This means that what a child believes by age 13 is what he will most likely believe the rest of his or her life.” ~Sam Doherty

Why Should We Evangelize Children?

1. Spiritual Condition
2. Their Hearts are Open to Believing
3. There is an Urgency because the Window is Closing
4. The Greatest Return happens when you Invest in Children




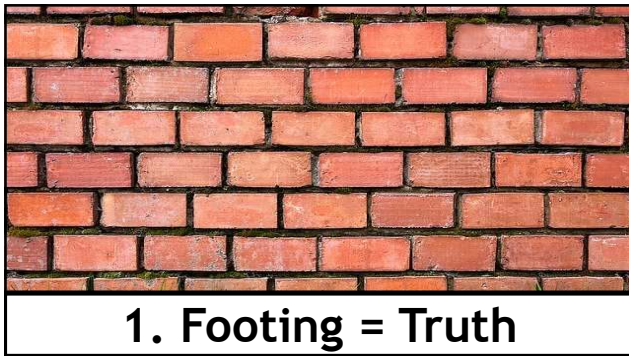
“Children do not make up 100% of our population, but they do make up 100% of our future.” ~Anonymous



Lesson 3

The Cultural Urge for Working with the Next Generation





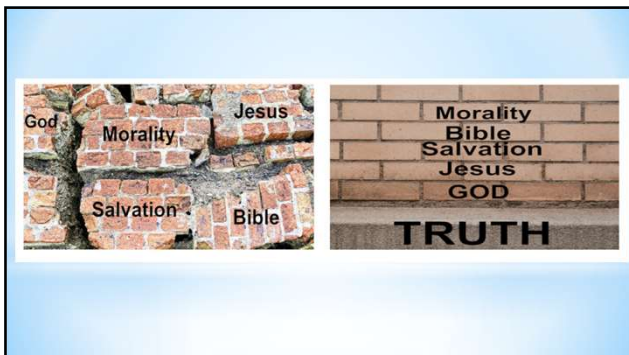
There are no absolutes True for me but not for you




You do you Coexist

Share your truth

Statement	What you Say	What They Hear
God exists	Fact	Opinion
Jesus is the Savior	Fact	Opinion
The Bible is God's Word	Fact	Opinion






2. Cornerstone = Christ

1. Footing = Truth



"This Jesus is the stone that was rejected by you...which has become the cornerstone. And there is salvation in no one else...given among men by which we must be saved." (Acts 4:11-12)

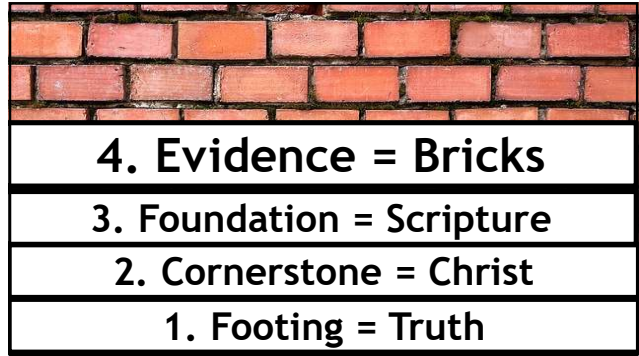


3. Foundation = Scripture

2. Cornerstone = Christ

1. Footing = Truth

"Built on the foundation of the apostles and prophets, Christ Jesus himself being the cornerstone." (Eph 2:20)



“If God Himself provides evidence for what He declares to be truth, it is calumnious [slandorous] to repudiate the value of evidence. If God commands us to do the work of apologetics, it is disobedience to refuse the task.” ~R.C. Sproul

“...always being prepared to make a *defense [apologia]* to anyone who asks you for a reason for the hope that is in you ...” (1 Pet 3:15)



I have Believed and I'm struggling
5th Grade
I want to believe But it's hard cause I'm thinking what if it's all just fake and some other religion is right instead.

Why Do Apologetics with Kids

1. The Time is Short
2. Satan doesn't Wait
3. Kids Question Early



The need is great and the time is short.

Why Do Apologetics with Kids

4. To give them tools on how to defend and share the truth with others.
5. To keep them from falling off the cliff of faith in the first place.

The need is great and the time is short.

How Do We Do Apologetics?

Gen Z needs to hear and know the truth, but they also need to hear it in love (Ephesians 4:15).



How Do We Do Apologetics?

1. Parental involvement.
2. Listening to their doubts or questions.
3. Not belittling them or "judging" in a negative sense.
4. Building a relationship with them.
5. Spending time researching and taking their questions seriously.
6. Following through.
7. Educating yourself on topics and issues so that you can answer Biblically.
8. Asking them questions to find out what they are thinking or understanding.
9. Reaching out to ones that seem distant.
10. Being humble with your answers and acknowledging that you don't know everything and can be wrong.
11. Telling them Biblical truth, even when it is unpopular.
12. Connecting the Bible to their life and things going on in the culture (application).

How Do We Do Apologetics?

1. Parental involvement.
2. Listening to their doubts or questions.
3. Not belittling them or "judging" in a negative sense.

How Do We Do Apologetics?

4. Building a relationship with them.
5. Spending time researching and taking their questions seriously.
6. Following through.

How Do We Do Apologetics?

- 7. Educating yourself on topics and issues so that you can answer Biblically.
- 8. Asking them questions to find out what they are thinking or understanding.

How Do We Do Apologetics?

- 9. Reaching out to ones that seem distant.
- 10. Being humble with your answers and acknowledging that you don't know everything and can be wrong.

How Do We Do Apologetics?

- 11. Telling them Biblical truth, even when it is unpopular.
- 12. Connecting the Bible to their life and things going on in the culture (application).




Lesson 4

**Children Characteristics:
Differences and Similarities**


©NETworkers TEC – www.networkerstec.com


1. Visual Learners – for Teachers

- **Visuals**
- **Dressing up**
- **Color coordinating** visuals or key words.


 **1. Visual** Learners – for Teachers

- **Provide a handout**
- **Write out instructions**




 **Visual** Learners – for Children


- **Easily seeing** the teacher at all times is important so this child may want/need to **sit in the front.**
- The child thinks in **pictures.**
- The child may like **art.**


 **Visual** Learners – for Children

- The child may want to **draw during class** to visualize what is being taught.
- Comprehension **Worksheet**
- **Copying** Scriptures

 **2. Auditory** Learners – for Teachers

- **Read a story aloud**
- Make **related noises**
- **Sing related songs**




 **2. Auditory** Learners – for Children

- Likes **discussions and listening** to others.
- Asking **questions and hearing the answer** is important.
- **Thinks in words** rather than pictures.

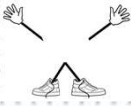
3. Kinesthetic Learners – for Teachers
(Learning through doing, moving, or touching)

- **Bring objects** to touch.
- A related **snack.**
- Pass something around that the children can **smell** that is related to the lesson.




3. Kinesthetic Learners - for Teachers

- Break up your lesson into smaller sections to **allow for movement** in between parts.
- Hands-on **field trips**.
- Comprehension **Worksheet**
- **Copying** Scriptures




3. Kinesthetic Learners - for Children

- Let the children **dress up** and participate in a skit/lesson.
- Be a helper/sign holder.
- Do certain motions at specific times.
- May enjoy **crafts**.



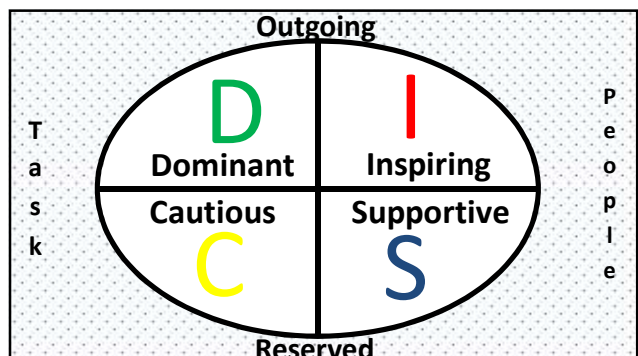
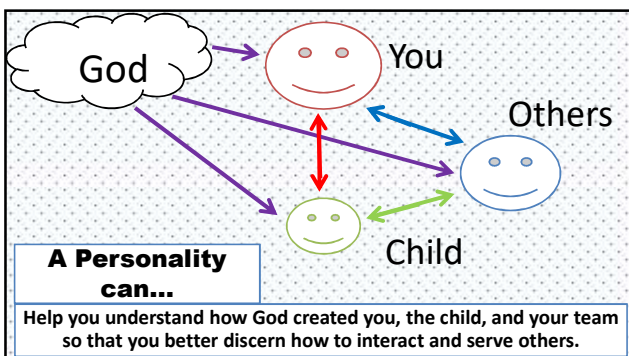
3. Kinesthetic Learners - for Children

- Quiet **activity during** the lesson.
- Allow children (especially boys) to **stand** during class.
- Could prefer **group activities**.



A Personality is not...

- A label (*whether positive or negative*)
- All encompassing
- All the same
- A stereotype
- A fate
- An excuse for negative behavior



P
a
u
l

D---Dominant

Doer --- Bossy
Stubborn
Self-Willed --- Determined
Direct/Blunt
Confident
Goal-Oriented
WHAT

“Your will was made to make you strong, but you have let it make you weak.”
Hand on the Bridle

Focus on being a positive LEADER.

Peter

I---Inspiring

Impulsive --- Fun --- Drama Queen/King
Draws attention to themselves
Social Butterfly
Recognition/Approval/Popularity
WHO

Focus on bringing JOY but with SENSITIVITY.

A
b
r
a
h
a
m

S---Supportive

Helper --- Servant
Security --- Slow to change
Team Effort
Submissive --- Sweet
Sentimental
HOW

“Being a servant does not mean being a sucker.”
Personality Insights

Focus on being a SERVANT with ONE master.

Moses

C---Cautious


Analytical --- Perfectionist
Statistics and Facts
Careful and Calculating
Cold
Self-Sacrificing
Quality answers/excellence/value
WHY

Focus on EXCELLENCE, with GRACE.

Other Ways that Children are Different

- Upbringing and Family Life
- Salvation
- Birth Order
- Gender, Age, Maturity, Mental and Physical Abilities
- Love Languages

General Tips



Children are the Same

1. Children need **salvation**.
2. Children need to develop good character.
3. Children need to be challenged to **think**.
4. Children are **literal**.

4. Children are seeking to make sense of the world around them.

Step 1: What is true?

- This has to do with teaching facts and WHAT is true/right.

Step 2: Why is something true?

- After teaching a child what is true, soon they will want to know WHY that is true.

Step 3: How do I communicate that truth to others?

7. Children need **movement**.

8. Children need to be assessed.
9. Children need to be invested in.



- **Key 1:** Take time to focus on the child as a **person**, not just as a pupil that has to listen to your lesson.
- **Key 2:** Knowing your students personally happens through **observation and listening**.

- **Key 3:** Win and hold their **heart**.
- **Key 4:** A child doesn't care how much you know, until they know how much you **care**.



“Higher than every painter, higher than every sculptor and than all artists, do I regard him who is skilled in the art of forming the soul-life of children.”

~Church father, Chrysostom

Lesson 5 – Ministering to Children’s Needs



©NETworkers TEC –
www.networkerstec.com

- Drug/Substance/Alcohol abuse
- Physical/Sexual/Verbal abuse
- Divorce/step parents/single parent
- Don’t know who their father is because their mother has had so many boyfriends.
- LGBTQ+
- High expectations (grades, performance, chores)
- Older siblings are in trouble
- Parent in prison
- Raised by grandparents/older siblings (parents are never home)
- Homeless
- Doesn’t have a car
- Hunger
- Persecution for being a Christian
- Depression/Suicide
- Death of a loved one (natural, suicide, murder, cancer/health, etc.)
- Fear (COVID)

What are some Gospel points you would share with a child that is hurting?

God	Sin	Jesus	Believe	Growing
Creator; eternal (has always been)	Breaks God’s law	Fully God and fully man.	Jesus is the only one that can forgive sin.	Read the Bible and obey God’s message.
Holy/Perfect	Separated from God.	Without sin.	Admit you have sinned (repent).	Pray.
Loves you	Helpless to save self.	Died for sins, rose again the third day.	Believe in Jesus as your only Savior.	Keep your friendship right with by confessing your sin to God.
Trinity				
Just, merciful, gracious.	All are born with sin.	Now alive in Heaven.	Choose/call on (ask) Jesus to save you.	Tell others about Jesus.

Sensitivity when Meeting Children’s Needs



1. Truthful **acknowledgement** of the situation is the first step to healing.

3 Possible Response

- Denial
- Embellishment
- Truthfulness

2. A situation is not a label.

3. Learning to speak by listening.



4. Exemplifying Good Character



Satan is putting children in bondage through believing lies.

<u>Situation</u>	<u>Lie</u>
Divorce	God doesn't love me.
Drugs	I am too sinful for God to forgive me.
Abuse	God cannot exist if there is so much suffering.
Father is in jail	I/my family could never change.
Hungry	God doesn't care about me personally.

"Without a secure fortress in which they can hide, they [children] are left to experience life's difficulties unsheltered."

Whenever they fail or encounter hurts, disappointment, or criticism they are left empty and unsure of where to turn."

Speak Truth in Your Heart - by Sarah Mally

Freedom is Found in God's Word






1. Our minds need to be **Renewed**

"Do not be conformed to this world, but be transformed by the **renewal of your mind ...**"

(Romans 12:2)

2. We need to Speak **Truth** in Our Hearts

"He who walks blamelessly and does what is right **and speaks truth in his heart....**"

(Psalm 15:2) 

Lie	Truth
I am too sinful for God to forgive me.	"For you, O Lord, are good and forgiving, abounding in steadfast love to all who call upon you."
	(Psalm 86:5)

Lie	Truth
I/my family could never change.	"Or do you not know that the unrighteous will not inherit the kingdom of God? ... And such were some of you. But you were washed, you were sanctified...
	(1 Corinthians 6:9, 11 ESV)

God's Word Brings Freedom		
Situation	Lie	Truth
Divorce	God doesn't love me.	Eph 3:17-19
Drugs	I am too sinful for God to forgive me.	Ps 86:5, 130:3-4, 1 John 1:9, Ps 103:12
Abuse	God cannot exist if there is so much suffering.	Rom 5:8, Gen 50:20
Father is in jail	I/my family could never change.	2 Cor 5:17, 1 Cor 6:9-11
Hungry	God doesn't care about me personally.	1 Peter 5:7, Ps 40:5, 139:17-18

Top 10 keys for Meditating on Scripture

1. Memorize it.
2. Copy it and put it somewhere where it can be seen often.
3. Repeat it aloud, at least once a day.
4. Set an alarm or get in the habit of saying it at a certain time of day (like before you eat).
5. Intentionally think about it before you go to bed.
6. Pray the verse.
7. Ask discovery questions about the verse and let God teach you, or research the answers.
8. Look up key words from the verse in a Bible dictionary or concordance.
9. Write down what God teaches you about the verse.
10. Share your insights with someone else.

“God’s Word has the answer for discouragement—and its it not in trying to feel good about ourselves [or think “positively” instead of “negatively”].]

The answer is to set our gaze on Jesus Christ and to see our new identity in Him. It’s not that we are anything good in ourselves, we are not good.

**But Jesus is good!
And we are IN HIM!”**

Speak Truth in Your Heart – by Sarah Mally




LESSON A -

Sharing the Gospel with Children

©NETworkers TEC – www.networkerstec.com

NEEDS?



Gold - God	Dark - Sin	Red - Jesus' Blood	Clean - Believe
<p>Key Verse: Genesis 1:1, John 3:16</p> <p>Truths about God:</p> <p>*Perfect (Holy) Psalm 99:5</p> <p>* Just Deut 32:4</p> <p>*Loves You John 3:16, Romans 5:8</p> <p>Trinity Mark 12:29b</p>	<p>Key Verse: Romans 3:23, 6:23a</p> <p>Truths about my Sin:</p> <p>Sin =</p> <ul style="list-style-type: none"> Falling short of God's glory (Romans 3:23). Anything that I think, say, or do, that breaks God's law. <p>Everyone is born sinful and has sinned, specifically me (Romans 3:10-12, 23).</p> <p>Punishment of sin =</p>	<p>Key Verses: Romans 5:8; 1 Corinthians 15:3-5</p> <p>Truths about Jesus:</p> <ul style="list-style-type: none"> God the Son John 3:16 Fully God and fully Man Perfect 2 Corinthians 5:21 Willingly gave his life John 10:18 Died to pay the punishment for your 	<p>Key Verse: John 1:12 (or John 3:16, 3:36, Romans 10:9)</p> <p>Steps on the Clean Page:</p> <ol style="list-style-type: none"> Read and Explain John <ul style="list-style-type: none"> Receive = Take as your very own. Believe = Trust completely that Jesus is your ONLY Savior. Child of God = Being of God's forever family. Have you?/Do you believe? Ask Review Questions. Tell God: <ul style="list-style-type: none"> Admit that you have sinned against God (I am helpless to save myself).



INTRODUCTION

- **Direct - Have you ever believed in Jesus as your Savior?**
- **What is your favorite color?**
- **Situational**

GOLD - GOD

- **Perfect (Holy)**
- **Just**
- **Loves You**
- **Eternal**
- **Creator**
- **Author of the Bible**

GOLD - GOD

Can't we just talk about God's love?

GOSPEL Q&A - GOD

LINK

There is one thing that keeps
you apart from God...
that is sin.

**DARK - SIN**What is sin?

- Anything that you think, say, or do that breaks God's law.
- Falling short of God's glory (Rom 3:23)
- Examples

DARK - SINWho has sinned?


- Everyone but specifically ME
(Rom 3:23).

DARK - SINWhat is the punishment of sin?

- *Death (separation)* (Romans 6:23)
 1. Physical Death - Dying on earth.
 2. Spiritual Death- Separated from having a friendship with God.
 3. Eternal Death-Spending eternity away from God.

LINK

But God did something so that
your sin could be forgiven.



RED – JESUS’ BLOOD


- God the Son
 - ✓ Fully God and Fully Man.
- Perfect

RED – JESUS’ BLOOD

- Died to pay the punishment for your sin (Rom 5:8)
- Rose again 3 days later (1 Cor 15:3-5)
- Alive in Heaven

LINK

Now because of what Jesus did,
you can have your sin forgiven.



1. Read and explain ONE “response/promise” verse.
2. Have you believed?
3. Do you believe?
4. Ask Review Questions
5. Tell God (Child Prays)
6. Follow Up - What did you just pray about?
7. Put their name back in the “response/promise” verse.

CLEAN –
BELIEVE

<u>Verse</u>	<u>Response</u>	<u>Promise</u>
<u>Acts 16:31</u>	Believe	Saved
<u>John 3:16</u>	Believe	Eternal Life
<u>John 1:12</u>	Received, Believed	Child of God
<u>Rom 10:13</u>	Calls	Saved
<u>John 3:36</u>	Believes	Eternal Life

1. Read and explain ONE “response/promise” verse

“But to all who did receive him, who believed in his name, he gave the right to become children of God.” (John 1:12)

Receive = Take as your own
Believe = Trust completely

DO YOU WANT TO ACCEPT
JESUS?

DO YOU WANT TO INVITE
JESUS INTO YOUR HEART?

CLEAN – BELIEVE

1. Read and Explain Verse
2. Have you ever [believed] in Jesus as your Savior?
3. Do you [believe] in Jesus as your Savior?

CLEAN – BELIEVE

1. Read and Explain Verse
2. Have you? / 3. Do you believe?
4. Ask Review Questions

- Why can't God let you get away with sin?
- What is sin?
- *Have you sinned?
- Can you be good enough for God to forgive you?
- What is the punishment for sin?
- *What did Jesus do for you so that you could have your sin forgiven?
- What happened to Jesus after He died?
- What does it mean to believe in Jesus?

5. Tell God

- Admit that you have sinned against God *(and are helpless to save yourself.)*
- Believe *(place your complete trust)* in Jesus' sacrifice for the forgiveness of your sins.
- Choose/Call on *(ask)* Jesus to save you.

6. Follow Up

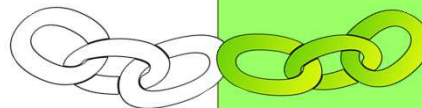
- What did you just pray about?
- What did you just ask God to do for you?
- Whose child are you now? (John 1:12)
- How do you know?

7. Name in the Response/Promise Verse

“But to **[Sally]** who did receive him, who believed in his name, he gave **[Sally]** the right to become children of God.” (John 1:12)

LINK

If you have truly believed in Jesus as your Savior, here is something you can do to get to know Him better.



GREEN - GROWING DEEPER



- **Rejoice in His Promises** - John 1:12, 6:37, Romans 5:10, Heb 13:5-6
- **Read/study/memorize God's Word** – Psalm 1:2
- **Obey God** - James 1:22
- **Pray to God** - Matthew 7:7
- **Confess your sin to God** - 1 John 1:9
- **Tell others about Jesus** - Matthew 28:19-20
- **Go to a Bible believing church**
- **Read a devotional book**
- **Read about heroes of faith**

CONCLUSION

1. Any questions?
2. Tract
3. Pray
4. Tell someone

Gold - God	Dark - Sin	Red - Jesus' Blood	Clean - Believe
<p>Key Verse: Genesis 1:1, John 3:16</p> <p>Truths about God:</p> <p>*Perfect (Holy) Psalm 99:5</p> <p>* Just Deut 32:4</p> <p>*Loves You John 3:16, Romans 5:8</p> <p>Trinity Mark 12:29b,</p>	<p>Key Verse: Romans 3:23, 6:23a</p> <p>Truths about my Sin:</p> <p>Sin =</p> <ul style="list-style-type: none"> Falling short of God's glory (Romans 3:23). Anything that I think, say, or do, that breaks God's law. <p>Everyone is born sinful and has sinned, specifically me (Romans 3:10-12, 23).</p> <p>Punishment of sin =</p>	<p>Key Verses: Romans 5:8; 1 Corinthians 15:3-5</p> <p>Truths about Jesus:</p> <ul style="list-style-type: none"> God the Son John 3:16 Fully God and fully Man Perfect 2 Corinthians 5:21 Willingly gave his life John 10:18 Died to pay the punishment for your 	<p>Key Verse: John 1:12 (Or John 3:16, 3:36, Romans 10:5)</p> <p>Steps on the Clean Page:</p> <ol style="list-style-type: none"> Read and Explain John <ul style="list-style-type: none"> Receive = Take as your very own. Believe = Trust completely that Jesus is your ONLY Savior. Child of God = Being of God's forever family. Have you?/Do you believe? Ask Review Questions. Tell God: <ul style="list-style-type: none"> Admit that you have sinned against God (I am helpless to save myself.)




KEEPIN' IT REAL - BIBLE LESSONS



Lesson B

©NETworkers TEC - www.networkerstec.com




PRAY AND ASK GOD TO...

- Open your eyes.
- Give you the Spirit of wisdom.
- Show you what He wants you to communicate.
- Prepare the hearts of your students.


RESEARCH (PLAN)

1. Read the Bible passage
2. Ask investigative questions



RESEARCH (PLAN)

3. Study the passage
 - Context
 - Cross References
 - Commentaries




RESEARCH (PLAN)

3. Study the passage (cont.)
 - Concordance, Bible Dictionary, or Biblical Encyclopedia
 - Culture
 - Coordinates (Maps)

RESEARCH (PLAN)

4. Add-ons for keepin' it REAL
 - Archeology
 - Apologetics
 - History
 - Geography
 - Science



EASY TO FOLLOW EXPLANATION

1. Meaning

“All Scripture is breathed out by God and profitable for teaching, for reproof, for correction, and for training in righteousness, that the man of God may be complete, equipped for every good work.” 2 Timothy 3:16-17

EASY TO FOLLOW EXPLANATION


2. Introduction
 - Grab their attention.
 - Tell an exciting part of the story.
 - Ask a related question.

EASY TO FOLLOW EXPLANATION**2. Introduction (cont.)**

- Tell about the historical setting.
- Review the previous lesson(s) (or context).
- Show a related object or give a short illustration/story.

EASY TO FOLLOW EXPLANATION**2. Introduction (cont.)**

- Short – 5 minutes MAX!
- AVOID...
- Link

**EASY TO FOLLOW EXPLANATION****3. Body**

- 8-20 story facts
- Provide enough details to clearly explain and carry the listener through what happened in the account from start to finish.

EASY TO FOLLOW EXPLANATION**3. Body (cont.)**

- Lively Interactions
- Gospel Application (Optional)
- Additional Applications (Optional)
- Add-Ons (Optional)

EASY TO FOLLOW EXPLANATION**4. Climax****5. Conclusion**

- Finishes the remaining details of that account for this lesson.
- Satisfying ending.

EASY TO FOLLOW EXPLANATION**5. Conclusion (cont.)**

- Summarizes the story, main teaching, or applications taught.
- Cliff Hanger (Optional)
- Gospel Application (Optional)

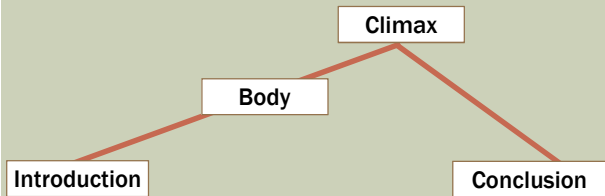
EASY TO FOLLOW EXPLANATION

5. Conclusion (cont.)

- Invitation (Optional)
- Additional Applications (Optional)



How to Tell a Narrative Story



APPLICATION

GOAL = To show the children that the Bible is living, active, and applicable to their life today (Hebrew 4:12). The Bible is not outdated or unnecessary.

It teaches the children that the Bible shows us the REAL meaning and purpose to life.

APPLICATION

- Include at least ONE application.
- **Places** where you may include an application:
 - A. Body: Staggered Application**
 - Story fact, link, application, link story fact.

California



Start

Kansas City



New York



Finish

APPLICATION

- **Places** where you may include an application (cont.):
 - B. Conclusion Applications**
 - Story fact, link, application

TYPES OF APPLICATIONS

- Gospel application for the Unsaved + Invitation to receive Christ



TYPES OF APPLICATIONS

- Goal = To provide information about...
 - The child's NEED for salvation
 - The WAY of salvation
 - The OPPORTUNITY to receive Christ (invitation)
 - Be counseled later (optional)

- Where can I talk about God in this passage?
- Where can I talk about humanity/sin in this passage?
- Where can I talk about Jesus in this passage?
- Where can I talk about salvation in this passage?

TYPES OF APPLICATIONS

- Invitation
 - Goal = An invitation invites the children to respond to the Gospel that has already been presented in the lesson.

TYPES OF APPLICATIONS

- Invitation (cont.)
 1. Briefly review the NEED and WAY for salvation.
 2. Read and explain a "response/promise" verse.

TYPES OF APPLICATIONS

- Invitation (cont.)
 3. Tell the children that they can believe in Jesus as their Savior today.
 - Admit - Believe - Call on
 4. Choose an ending(s) to conclude your invitation.

TYPES OF APPLICATIONS

- **Emphasis on God**
 - Where can I talk about God in this passage?
 - Verse(s) to back up your point.
 - Relate this attribute to the life of the child.

TYPES OF APPLICATIONS

- **Application for the Saved**
 - **Goal** = To provide practical advice or steps for growing in the grace and knowledge of their Lord and Savior, Jesus Christ.

TYPES OF APPLICATIONS

- **Saved Application (cont.) - Ask yourself:**
Where can I talk about an action step for sanctification in this passage?
 1. Identify the saved child.
 2. Discuss a general growth principle related to the Bible lesson.

TYPES OF APPLICATIONS

- **Saved Application (cont.)**
 3. Share one practical application step.
 4. Provide a verse(s) to back up your point.

TYPES OF APPLICATIONS

- **Current Events/Worldview**
 - Identify something that is going on in the world today, that applies to the life of the child, and that correlates with a principle or teaching in your Bible lesson.

TYPES OF APPLICATIONS

- **Current Events/Worldview (cont.)**
 - Identify where to place the application within your outline.
 - Verse(s) to back up your point.
 - Relate this teaching back to the life of the child.

TYPES OF APPLICATIONS

- **Personal Testimony**
 - Identify where to place the application within your outline.
 - How does this lesson relate to my life that I could share with the children?
 - How have I applied or not applied the main principle in my life before? What can I share about this that would benefit the children?

TYPES OF APPLICATIONS

- **Personal Testimony (cont.)**
 - Verse(s) to back up your point.
 - Relate this attribute to the life of the child.



LIVELY

1. Mark the verses
2. Write an outline
3. Practice out loud, at least three times
 - a. Practice in front of a mirror



LIVELY

4. Consider your language
5. Gather all props and visuals ahead of time
6. Time thyself



LIVELY

7. Eye contact
8. Keep it moving (Smooth presentation)
9. Appropriate speaking volume
10. Presentation style
11. Use your voice, facial expressions, and body to tell the story

LIVELY


12. Interactions
13. Engage the 5 senses
14. Review Game



**KEEPIN' IT REAL -
BIBLE LESSON
WORKSHEET**



**BIBLE LESSON
DEMONSTRATION**


Lesson C

Memory Verses and Music

©NETworkers TEC - www.networkerstec.com

Lu 13:10
"For the Son of Man came to seek and to save the lost."


Picking Your Material - Memory Verses

- a. Relates to your theme.
- b. A passage of Scripture and learn a new verse each week.
- c. Gospel Centered



Picking Your Material - Memory Verses

- d. Large quantities of Scripture.
- e. Relates to the life of a child.




Picking Your Material - Music

- a. A specific purpose.
- b. Easy to sing.
- c. Pick age appropriate songs.
- d. Consider what type of accompaniment is best.



Meet Hermen/Hummin




- **Hermeneutics** = To explain or interpret Scripture.
- **Exegesis** = The “explanation of a text based on a careful, objective analysis... That means that the interpreter is led to his conclusions by following the text.”


- **Observation** - What does it say?
- **Interpretation** - What did the text say to the original audience?








- **Principlization** - What is the principle for all time? What does it mean?
- **Application** - How do I apply this text/principal?


Eyes - Introduction

Brief intro that **catches** the child’s attention AND **relates** to the topic of the Bible verse.

- Ask an open ended question. 
- Do a short object lesson/activity.
- Show a picture/prop.
- Tell a brief story that illustrates a related point.
- Act it out/show a short video clip.

-  **Ears - Presentation**
- Pre-mark and read the Bible verse OR sing/play the song.
 - Music Preparation.
 - Display.

   
 "We always thank God, the Father of

 our Lord Jesus Christ, when we pray

4 
 for you." Colossians 1:3 [ESV]

-  **Ears - Presentation**
- Read the address of the verse at the beginning and at the end.
 - Present the Bible as the true, Word of God.

 **Brain - Explanation**

神爱世人。
Shen eye sure ren.

約翰福音 三章:十六节
You han fu yin san zhang sure leo jay

For God so loved the world
 神爱世人。
Shen eye sure ren.

John 3:16
 約翰福音 三章:十六节
You han fu yin san zhang sure leo jay



Brain - Explanation

a. Explain/define difficult key words, phrases, or concepts.

b. Use practical examples.

c. Summarize the meaning.



Brain - Explanation

e. Explain the Bible verse address.


f. Explain the context of the verse.

g. Talk about the time period, context, and/or culture surrounding the verse.



Brain - Explanation

h. Tell the history of the song or its author.



Heart - Application

a. For the Unsaved.

b. For the Saved.

c. Practical Example.

d. Challenge with follow up.



Hands and Feet - Repetition

a. Review the Bible verse 6-8 times with a fun activity.

b. Repeat a new song a couple of times.

c. Key actions.

d. Draw pictures.




Smile - Recitation

a. Take home sheet.

b. Review next class time and beyond.

c. Ask review questions.


d. Chart and reward memory work.

 **Smile - Recitation**

- e. Have a high standard for Scripture recitation.
- f. Learn a new part each week.
- g. Have the right heart attitude.




Luke 19:10
“For the Son of Man came to seek and to save the lost.”
Luke 19:10

Meditation Keys 

1. Memorize it.
2. Write it and put it somewhere where it can be seen often.
3. Repeat it aloud, at least once a day.

Meditation Keys

4. Set an alarm or get in the habit of saying it at a certain time of day.
5. Intentionally think about it before you go to bed.
6. Pray the verse. 

Meditation Keys

7. Ask discovery questions about the verse and let God teach you, or research the answers.
8. Look up key words from the verse in a Bible dictionary or concordance.

Meditation Keys

9. Write down what God teaches you about the verse.
10. Share your insights with someone else.



Lesson D - Games

Lesson Review, Outside, and Inside

©NETworkers TEC – www.networkersec.com

General Game Advice

1. Explain directions clearly.
2. Demonstrate if needed.
3. Children walk through the game before starting the competition.

General Game Advice

4. Discipline
5. All the children can be involved.
6. Possible injuries.



General Game Advice

7. Prepare all your material ahead of time and be familiar with the game instructions.
8. Instant icepack and first-aid kit on hand.

General Game Advice

9. Leaders should participate in the game rather than standing off to the side.
10. Leaders, let the children “win” the game and don’t be overly competitive.

General Game Advice

- 11. Relatively small portion of your class time.
- 12. Spiritual message or teaching point.
- 13. Build relationships.

General Game Advice

- 14. Ask thought provoking questions. Avoid YES or NO questions.
- 15. Write questions ahead of time. Pay attention to lesson content.

General Game Advice

- 16. Accept/modify the child's answer if at all possible.



Lesson Review Games



Favorite Outside Games/Activities



Inside Games





Classroom Management
Lesson E

©NETworkers TEC – www.networkerstec.com

Principle #1- You are Stewards of the Children God has Given You


“The earth is the LORD's and the fullness thereof, the world and those who dwell therein.” (Psalm 24:1)

Principle #1- You are Stewards of the Children God has Given You



Hudson Taylor
(Missionary to China)

“God’s work, done God’s way, will never lack God’s supply.”



Principle #2 – Have the Right Goals to Accomplish Your Mission



“Go therefore and *make disciples* of all nations, baptizing them in the name of the Father and of the Son and of the Holy Spirit, *teaching them* to observe all that I have commanded you. ...”

(Matthew 28:19-20)

EVALUATE

- o What went well that I should KEEP doing?
- o What did not go well that I need to STOP doing?

EVALUATE cont.

- o What do I need to START doing to reach my goal?
- o What factors CAN I control?
- o What factors can I NOT control?

Principle #3 - Gather the Right People for your Team



Team Roles

- o Team Leader/Director
- o Co-director
- o Snack Person
- o Main Teachers



Team Roles cont.

- o Assistant Teachers
- o New Helpers
- o Prayer Coordinator



Principle #4 – Prepare Yourself before You Start



Preparation Checklist

- ❑ Spiritual Food
- ❑ Organized way to keep material together
- ❑ Filler Activities



Preparation Checklist cont.

- ❑ Wear Appropriate Clothes
- ❑ Gain an overview of the whole curriculum
- ❑ Asking Questions and Engaging the Kids?

Preparation Checklist cont.

- ❑ Test equipment
- ❑ Receive training
- ❑ Arrange your classroom ahead of time
- ❑ Have all materials ready



Principle #5 – Stay Engaged with your Task

Real Time




Principle #5 – Stay Engaged with your Task



Principle #5 – Stay Engaged with your Task





“And I am sure of this, that he who began a good work in you will bring it to completion at the day of Jesus Christ.” [Phil 1:6]

“Well done, good and faithful servant!”
[Matthew 25:23]

“Endure hardship with us like a good soldier of Christ Jesus.” [2 Timothy 2:3]